PS21L

Limit switches in 30mm housing

Main features

- Plastic or metal 30mm housing
- Slow-action and snap-action contacts
- Contacts options: 1NO+1NC, 2NC, 2NO, 1NO+1NC overlapping
- Zb type contacts
- Positive opening contacts operation ⊖ (EN 60947-5-1)
- Double insulation ⧈ (plastic type)
- Degree of protection IP65 or IP66

Applications

Used to monitor position and travel limit, objects passing and counting.

Cable entry and connector types

Cable gland

DT04 connector

M12 connector

Dimensions [mm/inches]

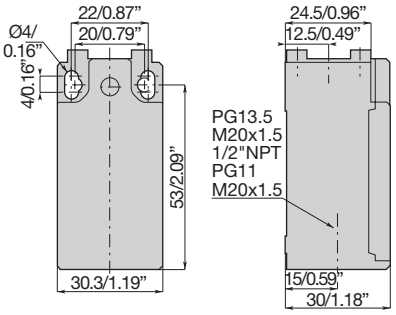

Fig. 1 *PS21L-A/B/M/N/P plastic housing*

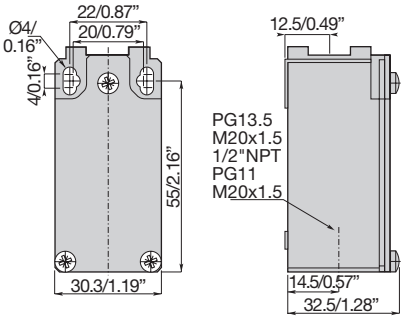

Fig. 2 *PS21L-A/B/M/N/P metal housing*

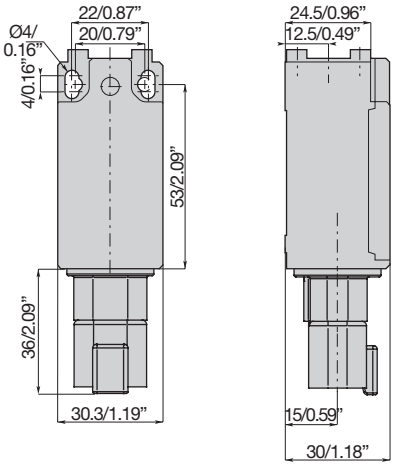

Fig. 3 *PS21L-D plastic housing*

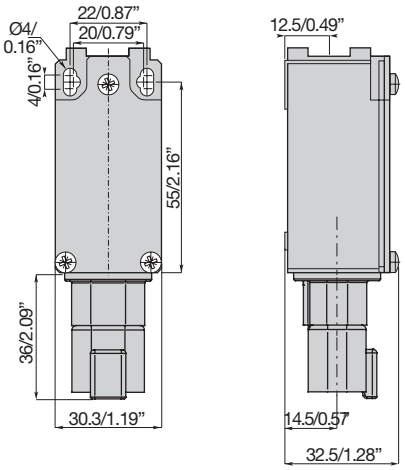

Fig. 4 *PS21L-D metal housing*

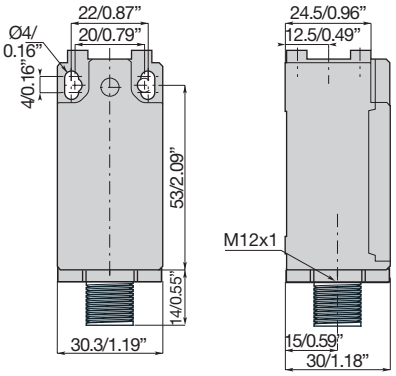

Fig. 5 *PS21L-M1 plastic housing*

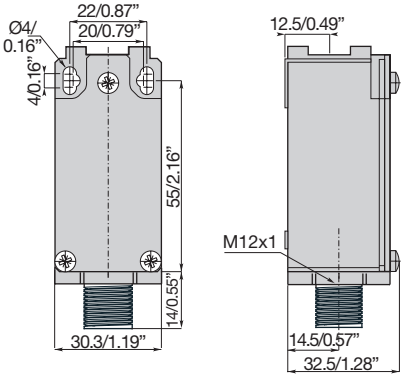

Fig. 6 *PS21L-M1 metal housing*

Nomenclature - Plastic housing types

PS21L - [a] [bbb] [cc] - [d] 00

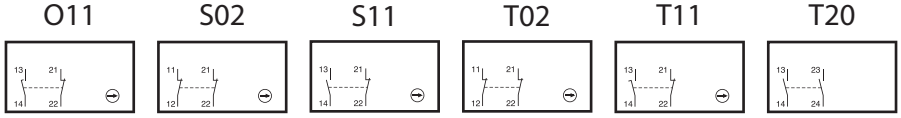

a: cable connection **bbb:** contact type **cc:** actuator type **d:** housing material

Order code

PS21L - □ □ □ - □ 00

Code	Option	Description
PS21L	-	Limit switch, 30mm width
□	-	**Cable entry**
	A	M16
	B	PG11
	D	DT04 connector
	M	M20
	M1	M12 connector
	N	1/2 NPT
	P	PG13.5
□	-	**Contact type**
	O11	1NO+1NC overlap slow(+)
	S02	2NC snap(+)
	S11	1NO+1NC snap(+)
	T02	2NC slow(+)
	T11	1NO+1NC slow(+)
	T20	2NO slow
□	-	**Actuator type**
	BE	Nylon roller external bent lever
	BR	Nylon roller internal bent lever
	LA	Adjustable lever Ø3 stainless steel rod
	LB	Nylon actuator with stainless steel spring
	LG	Adjustable fiberglass rod lever Ø6
	LO	Steel plunger with nylon roller + gasket
	LP	Multidirection nylon actuator with stainless steel spring
	LS	Stainless steel spring multidirection actuator
	LW	Stainless steel spring multidirection actuator (cat Whisker)
	N6	Pull wire
	P0	Metal plain plunger
	PH	Metal plunger + gasket
	PR	Metal roller plunger
	R1	Adjustable lever with nylon roller
	RH	Plastic roller lever on metal plunger (left)
	RT	Nylon roller lever
	RV	Plastic roller lever on metal plunger (right)
	W0	Ø50 rubber roller lever
	W1	Adjustable lever with Ø50 rubber roller
□	-	**Housing material**
	H	Plastic housing and metal head
	T	Plastic housing and plastic head
00	-	No option

Nomenclature - Metal housing types

PS21L - [a] [bbb] [cc] - [d] 00

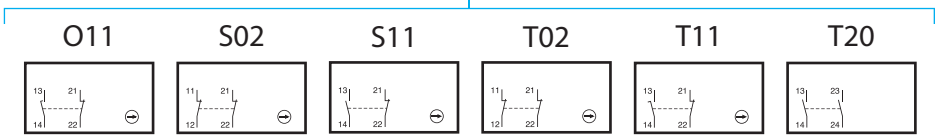

a: cable connection **bbb:** contact type **cc:** actuator type **d:** housing material

Order code

PS21L - □ □ □ - M 00

Code	Option	Description
PS21L	-	Limit switch, 30mm width
□	-	**Cable entry:**
	A	M16
	B	PG11
	D	DT04 connector
	M	M20
	M1	M12 connector
	N	1/2 NPT
	P	PG13.5
□	-	**Contact type:**
	O11	1NO+1NC overlap slow(+)
	S02	2NC snap(+)
	S11	1NO+1NC snap(+)
	T02	2NC slow(+)
	T11	1NO+1NC slow(+)
	T20	2NO slow
□	-	**Actuator type:**
	BE	Nylon roller external bent lever
	BM	Metal roller bent lever
	BR	Nylon roller internal bent lever
	LA	Adjustable lever Ø3 stainless steel rod
	LB	Nylon actuator with stainless steel spring
	LG	Adjustable fiberglass rod lever Ø6
	P0	Metal plain plunger
	PR	Metal roller plunger
	R1	Adjustable lever with nylon roller
	RT	Nylon roller lever
	W0	Ø50 rubber roller lever
	W1	Adjustable lever with Ø50 rubber roller
M	-	Metal housing and metal head
00	-	No option

Features

Electrical data

		PS21L - xxx - H or T	PS21L - xxx - M
Rated operational current IEC 60947-5-1			
Ie/AC-15	24Vac - 50/60Hz	10 A	10 A
	240Vac - 50/60Hz	6 A (3 A - S02 contacts)	6 A (3 A - S02 contacts)
	400Vac - 50/60Hz	4 A	4 A
Ie/DC-13	24Vdc	6 A	6 A
	125Vdc	0,55 A	0,55 A
	250Vdc	0,4 A	0,4 A
Rated operational current UL 508, CSA C22-2 n°14			
	AC ratings	A 600	A 300
	DC ratings	Q 600	Q 300
Rated insulation voltage Ui IEC 60947-5-1		500V (S02 versions Ui=400 V)	500V (S02 versions Ui=400 V)
Rated insulation voltage Ui UL 508, CSA C22-2 n°14		A 600, Q 600	A 300, Q 300
Rated impulse withstand voltage Uimp IEC 60947-5-1/EN 60947-5-1		6 kV	6 kV
Thermal current Ith - q < 40°C/104°F IEC 60947-5-1/EN 60947-5-1		10 A	10 A
Electrical durability IEC 60947-5-1			
Max switching frequency		3600 cycles/h	3600 cycles/h
Load factor		0,5	0,5
Max switching operations		Refer to diagrams AC-15 and DC-13 use categories	
Short circuit protection gG type fuses		10 A	10 A
Protection against electrical shocks IEC 536		Class II	Class II

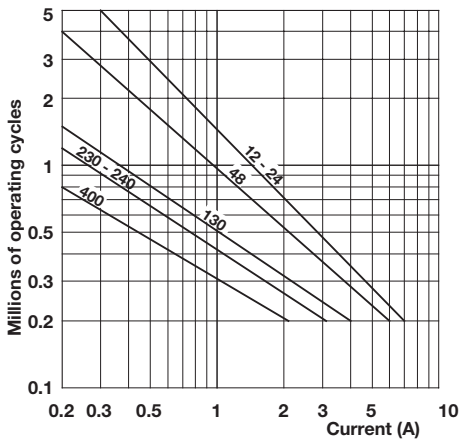

Fig. 7 *Diagram for snap action contact*

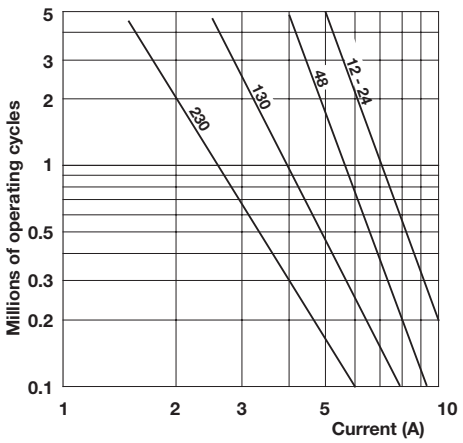

Fig. 8 *Diagram for slow action contact*

Electrical durability for DC-13 utilization category

Switching power for a durability of 5 million operating cycles:

Voltage	Snap action	Slow action
24V	9.5W	12W
48V	6.8W	9W
110V	3.6W	6W

Mechanical data

	PS21L - xxx - T	PS21L - xxx - H	PS21L - xxx - M
Housing material	Plastic	Plastic	Metal
Actuator head material	Plastic	Metal	Metal
Weight	≥ 70g	≥ 75g	≥ 180g
Wiring connections **Versions with PG gland A, B, M, N, P**			
Screw terminals	M3,5 (+,-) pozidriv 2 screw with cable clamp		
Wire dimensions	0,5 mm^2 ÷ 2,5 mm^2 - AWG 20 ÷ AWG 14		
Screw terminals marking	according to IEC 60947-5-1		

Environmental

	PS21L - xxx - T	PS21L - xxx - H	PS21L - xxx - M
Operating temperature	-25° to +70°C (-13° to +158°F)		
Storage temperature	-30° to +80°C (-22° to +176°F)		
Resistance to shocks **IEC 68-2-27 and EN 60068-2-27**	50g/1.76oz (25g/0,88oz for W0 and W1 actuator types) (1/2 sinusoidal shock for 11ms) no change in contact position		
Resistance to vibrations **IEC 68-2-6 and EN 60068-2-6**	25g/0.88oz (10...500Hz) no change in position of contacts greater than 100µs		
Degree of protection **IEC 529 and EN 60529**	IP65	IP65	IP66 (IP65 W1, LG actuator types)
Pollution degree	3		

Compatibility and conformity

Conforms to the standards	IEC 60947-1, IEC 60947-5-1, EN 60947-1, EN 60947-5-1, UL508 and CSA C22-2 n°14
Climatic withstand	According to IEC 68-2-3 and salty mist according to IEC 68-2-11
Consistency	0.1mm/0.004” (upon closing point) measured over 1 milion operations
Approvals	CE UL CSA UKCA

Cable connection

Pin-out

PS21L-A
PS21L-B
PS21L-M
PS21L-N
PS21L-P

PS21L-M1-H/T

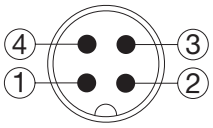

PS21L-M1-M

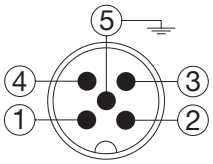

PS21L-D

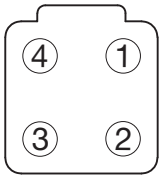

Contact model	Contact type	Terminals connection	Pin of M12 connector	Pin of DT04 connector
S11	Normally Closed (NC)	21	1	1
		22	2	4
	Normally Open (NO)	13	3	2
		14	4	3
T11	Normally Closed (NC)	21	1	1
		22	2	4
	Normally Open (NO)	13	3	2
		14	4	3
O11	Normally Closed (NC)	21	1	1
		22	2	4
	Normally Open (NO)	13	3	2
		14	4	3
S02	Normally Closed (NC)	21	1	1
		22	2	4
	Normally Closed (NC)	11	3	2
		12	4	3
T02	Normally Closed (NC)	21	1	1
		22	2	4
	Normally Closed (NC)	11	3	2
		12	4	3
T20	Normally Open (NO)	23	1	1
		24	2	4
	Normally Open (NO)	13	3	2
		14	4	3

Plastic housing

PS21L - ☐ ☐ BE

Dimensions [mm/inches]

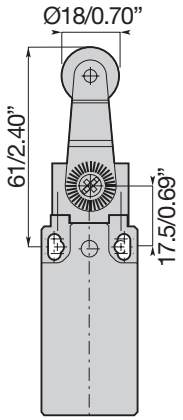

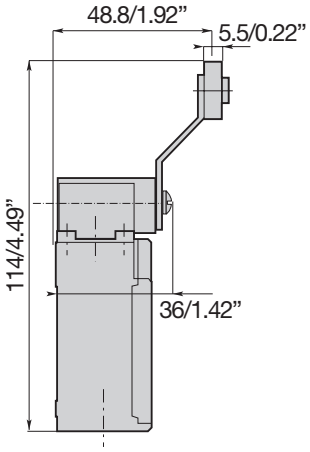

Contact type

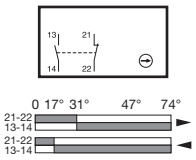

Fig. 9 *S11*

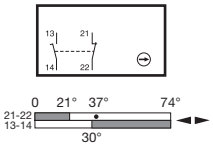

Fig. 10 *T11*

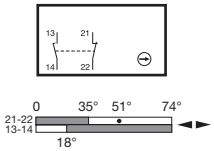

Fig. 11 *O11*

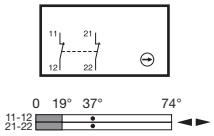

Fig. 12 *T02*

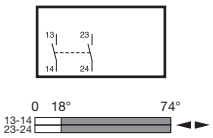

Fig. 13 *T20*

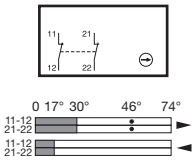

Fig. 14 *S02*

Features

Normally Closed contact	⊖ positive opening operation as per IEC 60947-5-1
Max. Actuation speed	1.5m/s / 4.92ft/s
Min. force or torque	0.10N / 0.32Nm
Weight	95g / 3.351oz
Mechanical Durability	10 millions of operation
B10d	20 millions of operation

PS21L - ☐ ☐ BR

Dimensions [mm/inches]



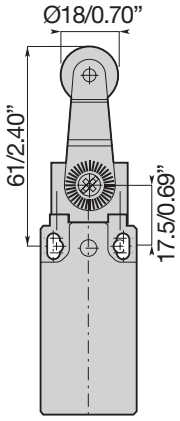

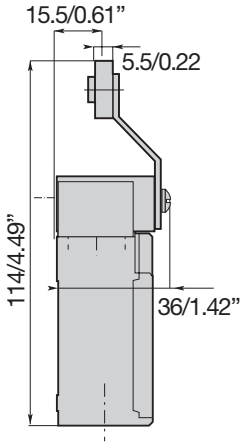

Contact type

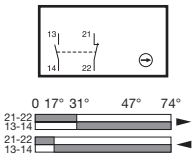

Fig. 15 *S11*

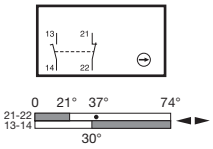

Fig. 16 *T11*

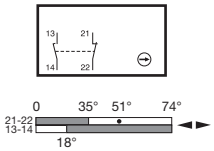

Fig. 17 *O11*

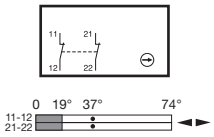

Fig. 18 *T02*

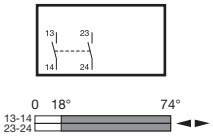

Fig. 19 *T20*

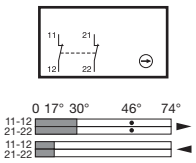

Fig. 20 *S02*

Features

Normally Closed contact	⊖ positive opening operation as per IEC 60947-5-1
Max. Actuation speed	1.5m/s / 4.92ft/s
Min. force or torque	0.10N / 0.32Nm
Weight	95g / 3.351oz
Mechanical Durability	10 millions of operation
B10d	20 millions of operation

PS21L - ☐ ☐ LA

Dimensions [mm/inches]

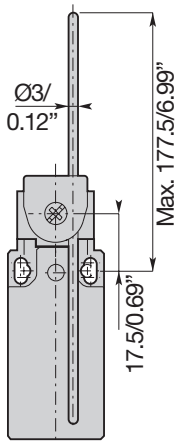

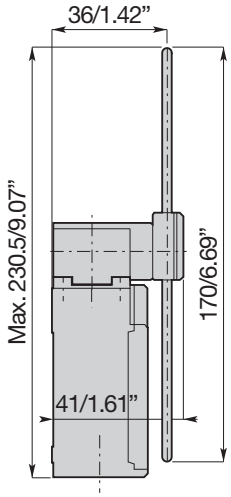

Contact type

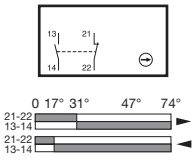

Fig. 21 *S11*

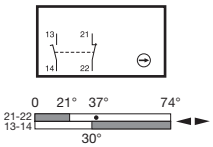

Fig. 22 *T11*

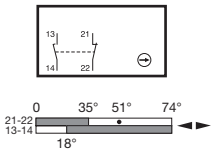

Fig. 23 *O11*

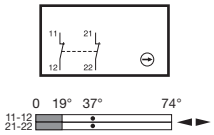

Fig. 24 *T02*

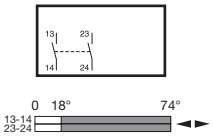

Fig. 25 *T20*

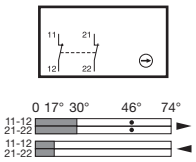

Fig. 26 *S02*

Features

Normally Closed contact	⊖ positive opening operation as per IEC 60947-5-1
Max. Actuation speed	1.5m/s / 4.92ft/s
Min. force or torque	0.10N / 0.32Nm
Weight	105g / 3.704oz
Mechanical Durability	10 millions of operation
B10d	20 millions of operation

PS21L - ☐ ☐ LB

Dimensions [mm/inches]



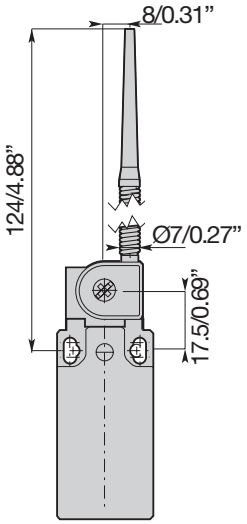

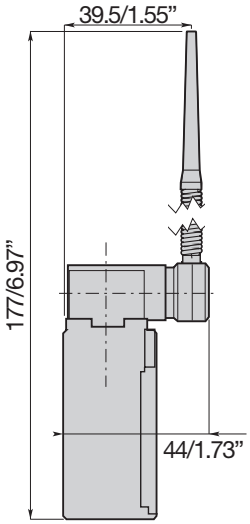

Contact type

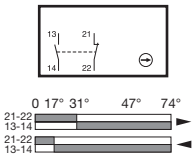

Fig. 27 *S11*

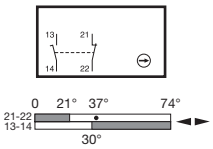

Fig. 28 *T11*

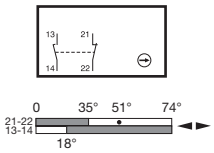

Fig. 29 *O11*

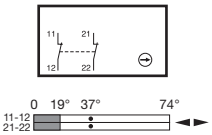

Fig. 30 *T02*

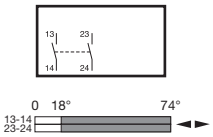

Fig. 31 *T20*

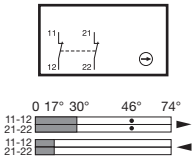

Fig. 32 *S02*

Features

Normally Closed contact	⊖ positive opening operation as per IEC 60947-5-1
Max. Actuation speed	1.5m/s / 4.92ft/s
Min. force or torque	0.10N / 0.32Nm
Weight	105g / 3.704oz
Mechanical Durability	10 millions of operation
B10d	20 millions of operation

PS21L - ☐ ☐ LG

Dimensions [mm/inches]

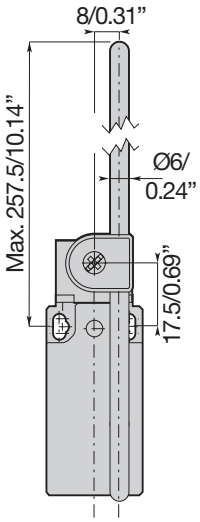

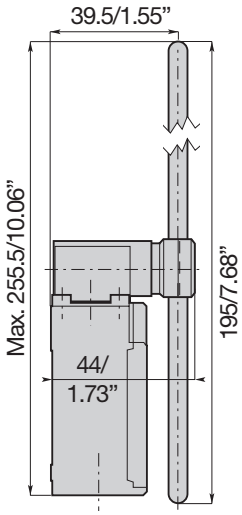

Contact type

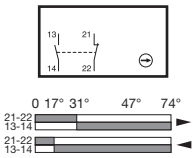

Fig. 33 *S11*

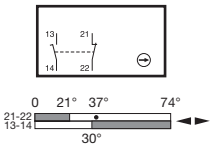

Fig. 34 *T11*

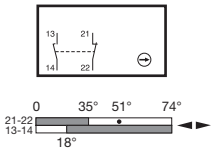

Fig. 35 *O11*

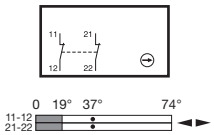

Fig. 36 *T02*

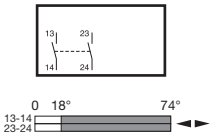

Fig. 37 *T20*

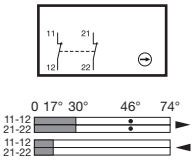

Fig. 38 *S02*

Features

Normally Closed contact	⊖ positive opening operation as per IEC 60947-5-1
Max. Actuation speed	1.5m/s / 4.92ft/s
Min. force or torque	0.10N / 0.32Nm
Weight	115g / 4.056oz
Mechanical Durability	10 millions of operation
B10d	20 millions of operation

PS21L - ☐ ☐ LO

Dimensions [mm/inches]

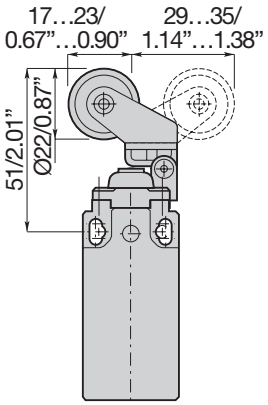

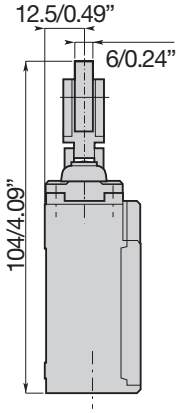

Contact type

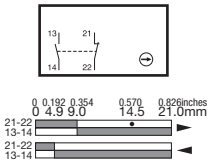

Fig. 39 *S11*

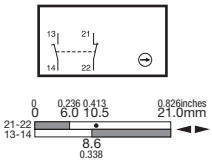

Fig. 40 *T11*

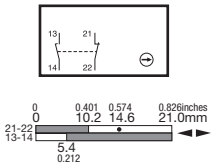

Fig. 41 *O11*

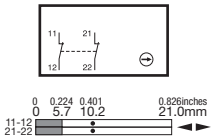

Fig. 42 *T02*

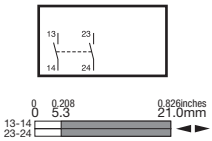

Fig. 43 *T20*

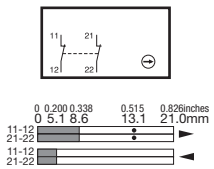

Fig. 44 *S02*

Features

Normally Closed contact	⊖ positive opening operation as per IEC 60947-5-1
Max. Actuation speed	1m/s / 3.28ft/s
Min. force or torque	7N / 24Nm
Weight	80g / 2.822oz
Mechanical Durability	5 millions of operation
B10d	10 millions of operation

PS21L - ☐ ☐ LP

Dimensions [mm/inches]

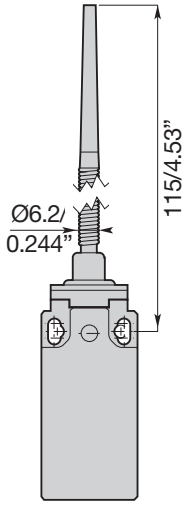

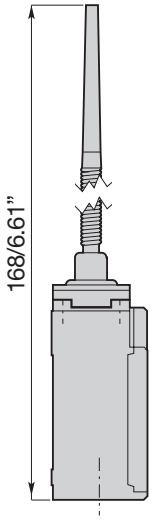

Contact type

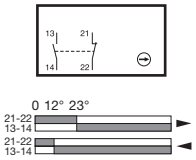

Fig. 45 *S11*

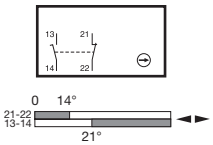

Fig. 46 *T11*

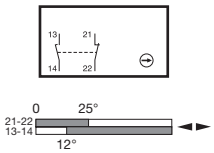

Fig. 47 *O11*

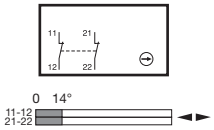

Fig. 48 *T02*

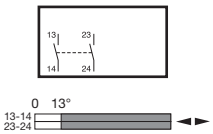

Fig. 49 *T20*

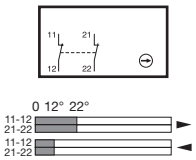

Fig. 50 *S02*

Features

Max. Actuation speed	1m/s / 3.28ft/s
Min. force or torque	0.12N
Weight	85g / 2.998oz
Mechanical Durability	5 millions of operation
B10d	10 millions of operation

PS21L - ☐ ☐ LS

Dimensions [mm/inches]

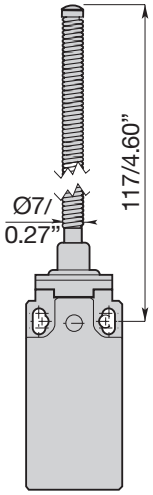



Contact type

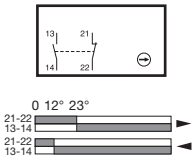

Fig. 51 *S11*

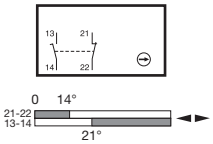

Fig. 52 *T11*

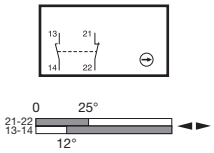

Fig. 53 *O11*

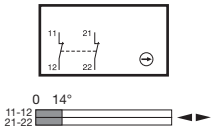

Fig. 54 *T02*

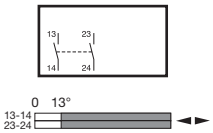

Fig. 55 *T20*

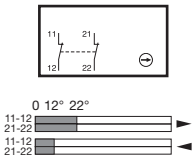

Fig. 56 *S02*

Features

Max. Actuation speed	1m/s / 3.28ft/s
Min. force or torque	0.12N
Weight	90g / 3.175oz
Mechanical Durability	5 millions of operation
B10d	10 millions of operation

PS21L - □ □ LW

Dimensions [mm/inches]

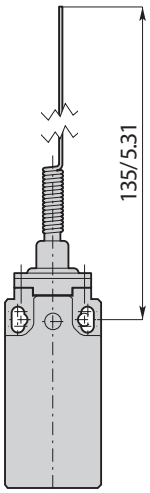

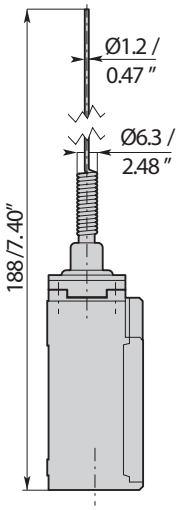

Contact type

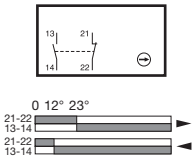

Fig. 57 *S11*

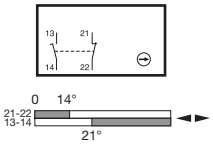

Fig. 58 *T11*

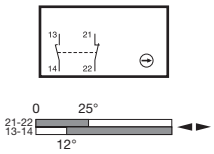

Fig. 59 *O11*

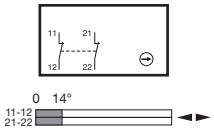

Fig. 60 *T02*

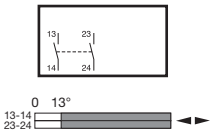

Fig. 61 *T20*

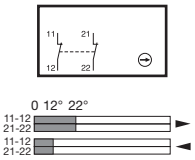

Fig. 62 *S02*

Features

Max. Actuation speed	1m/s / 3.28ft/s
Min. force or torque	0.12N
Weight	80g / 2.822oz
Mechanical Durability	5 millions of operation
B10d	10 millions of operation

PS21L - ☐ ☐ N6

Dimensions [mm/inches]



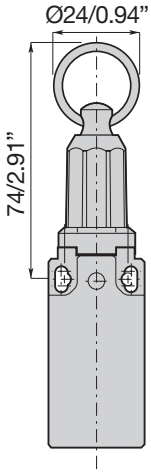

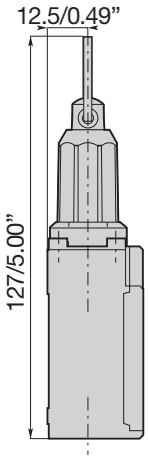

Contact type

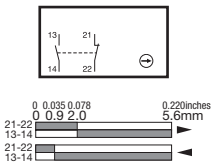

Fig. 63 *S11*

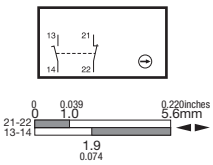

Fig. 64 *T11*

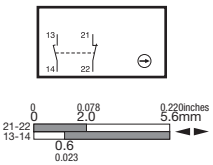

Fig. 65 *O11*

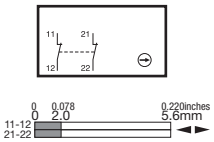

Fig. 66 *T02*

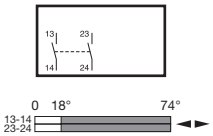

Fig. 67 *T20*

Features

Max. Actuation speed	0.5m/s / 1.64ft/s
Min. force or torque	30N
Weight	115g / 4.056oz
Mechanical Durability	5 millions of operation
B10d	10 millions of operation

PS21L - ☐ ☐ P0

Dimensions [mm/inches]

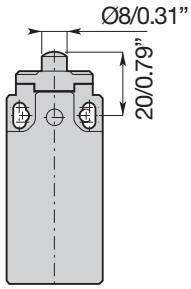

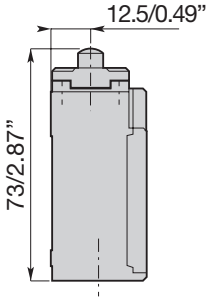

Contact type

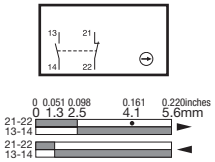

Fig. 68 *S11*

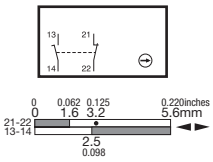

Fig. 69 *T11*

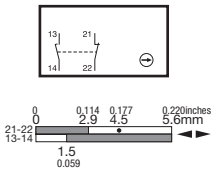

Fig. 70 *O11*

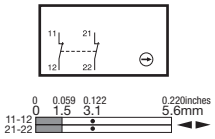

Fig. 71 *T02*

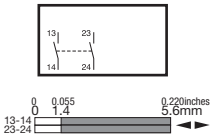

Fig. 72 *T20*

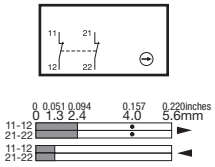

Fig. 73 *S02*

Features

Normally Closed contact	⊖ positive opening operation as per IEC 60947-5-1
Max. Actuation speed	0.5m/s / 1.64ft/s
Min. force or torque	15N / 30Nm
Weight	70g / 2.469oz
Mechanical Durability	15 millions of operation
B10d	30 millions of operation

PS21L - ☐ ☐ PH

Dimensions [mm/inches]

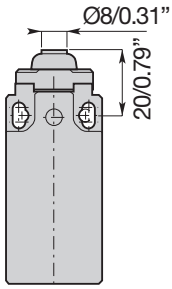

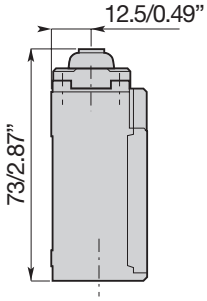

Contact type

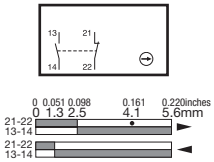

Fig. 74 *S11*

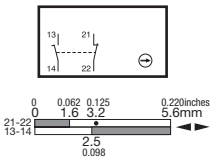

Fig. 75 *T11*

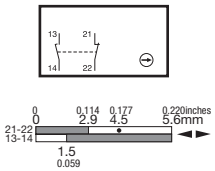

Fig. 76 *O11*

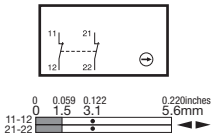

Fig. 77 *T02*

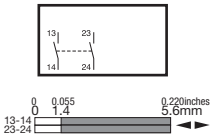

Fig. 78 *T20*

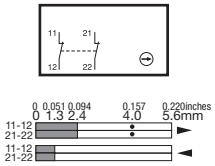

Fig. 79 *S02*

Features

Normally Closed contact	⊕ positive opening operation as per IEC 60947-5-1
Max. Actuation speed	0.5m/s / 1.64ft/s
Min. force or torque	15N / 30Nm
Weight	70g / 2.469oz
Mechanical Durability	5 millions of operation
B10d	10 millions of operation

PS21L - ☐ ☐ PR

Dimensions [mm/inches]

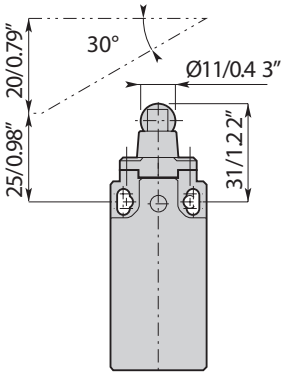

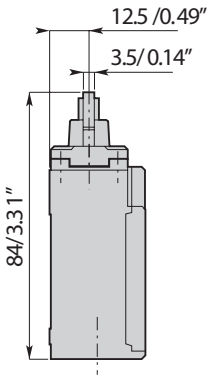

Contact type

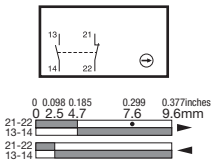

Fig. 80 *S11*

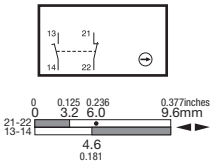

Fig. 81 *T11*

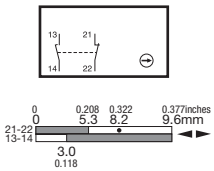

Fig. 82 *O11*

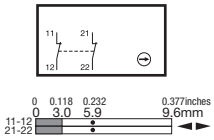

Fig. 83 *T02*

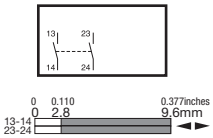

Fig. 84 *T20*

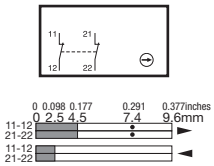

Fig. 85 *S02*

Features

Normally Closed contact	⊖ positive opening operation as per IEC 60947-5-1
Max. Actuation speed	0.3m/s / 0.98ft/s
Min. force or torque	12N / 30Nm
Weight	75g / 2.645oz
Mechanical Durability	15 millions of operation
B10d	30 millions of operation

PS21L - ☐ ☐ R1

Dimensions [mm/inches]



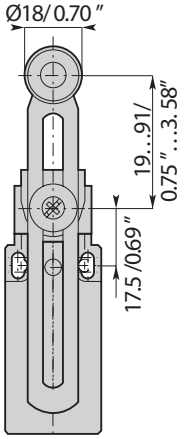

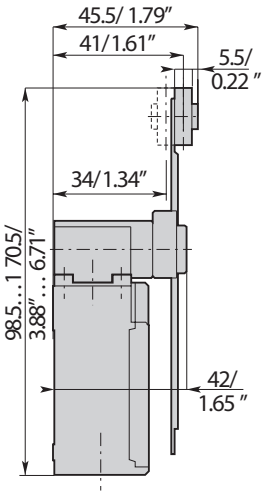

Contact type

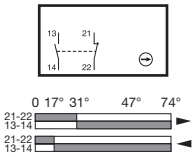

Fig. 86 *S11*

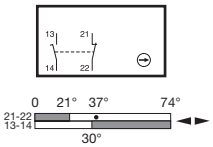

Fig. 87 *T11*

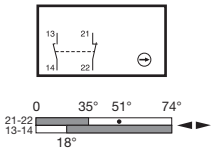

Fig. 88 *O11*

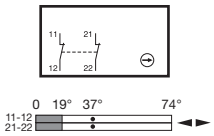

Fig. 89 *T02*

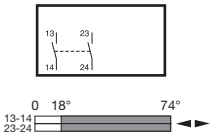

Fig. 90 *T20*

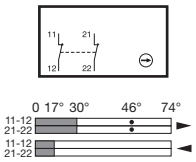

Fig. 91 *S02*

Features

Normally Closed contact	⊕ positive opening operation as per IEC 60947-5-1
Max. Actuation speed	1.5m/s / 4.92ft/s
Min. force or torque	0.10N / 0.32Nm
Weight	105g / 3.704oz
Mechanical Durability	10 millions of operation
B10d	20 millions of operation

PS21L - ☐ ☐ RH

Dimensions [mm/inches]

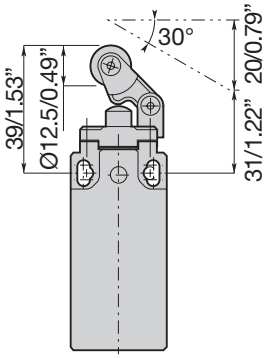

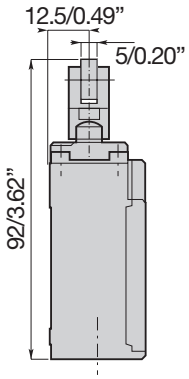

Contact type

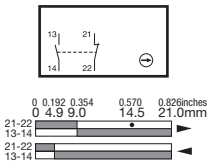

Fig. 92 *S11*

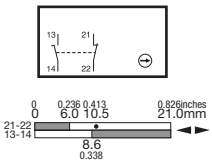

Fig. 93 *T11*

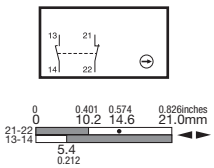

Fig. 94 *O11*

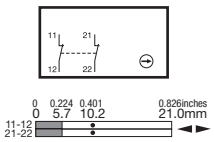

Fig. 95 *T02*

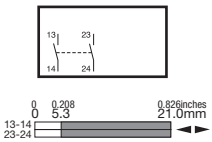

Fig. 96 *T20*

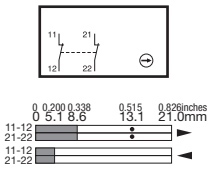

Fig. 97 *S02*

Features

Normally Closed contact	⊖ positive opening operation as per IEC 60947-5-1
Max. Actuation speed	1m/s / 3.28ft/s
Min. force or torque	7N / 24Nm
Weight	75g / 2.645oz
Mechanical Durability	15 millions of operation
B10d	30 millions of operation

PS21L - ☐ ☐ RT

Dimensions [mm/inches]

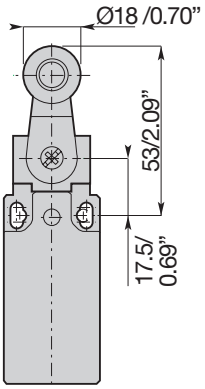

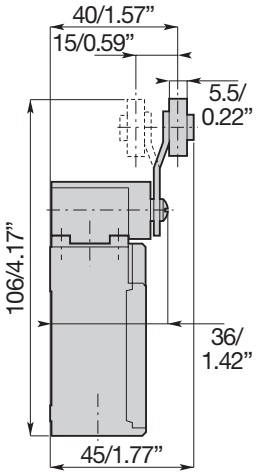

Contact type

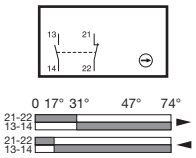

Fig. 98 *S11*

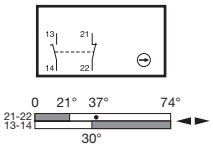

Fig. 99 *T11*

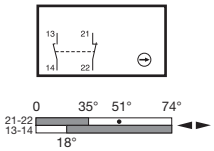

Fig. 100 *O11*

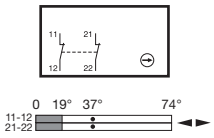

Fig. 101 *T02*

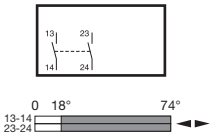

Fig. 102 *T20*

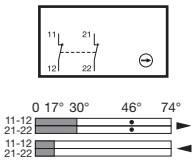

Fig. 103 *S02*

Features

Normally Closed contact	⊖ positive opening operation as per IEC 60947-5-1
Max. Actuation speed	1.5m/s / 4.92ft/s
Min. force or torque	0.10N / 0.32Nm
Weight	95g / 3.351oz
Mechanical Durability	10 millions of operation
B10d	20 millions of operation

PS21L - ☐ ☐ RV

Dimensions [mm/inches]

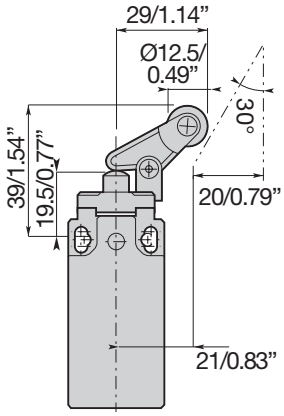

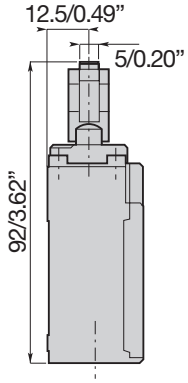

Contact type

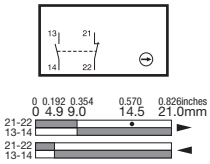

Fig. 104 *S11*

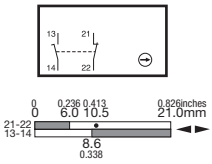

Fig. 105 *T11*

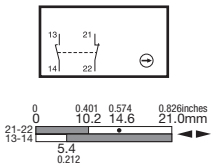

Fig. 106 *O11*

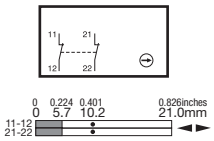

Fig. 107 *T02*

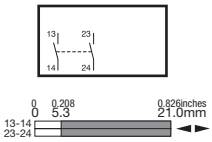

Fig. 108 *T20*

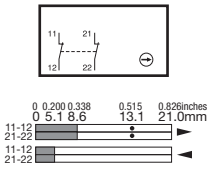

Fig. 109 *S02*

Features

Normally Closed contact	⊖ positive opening operation as per IEC 60947-5-1
Max. Actuation speed	1m/s / 3.28ft/s
Min. force or torque	7N / 24Nm
Weight	80g / 2.822oz
Mechanical Durability	15 millions of operation
B10d	30 millions of operation

PS21L - ☐ ☐ W0

Dimensions [mm/inches]

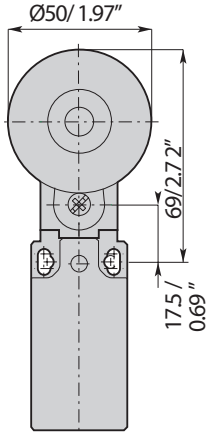

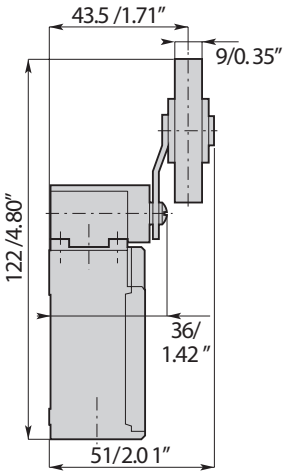

Contact type

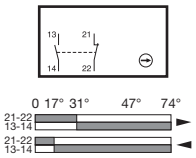

Fig. 110 *S11*

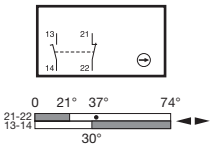

Fig. 111 *T11*

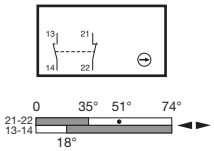

Fig. 112 *O11*

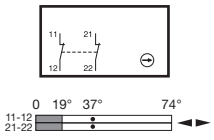

Fig. 113 *T02*

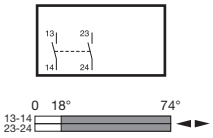

Fig. 114 *T20*

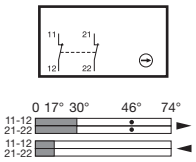

Fig. 115 *S02*

Features

Normally Closed contact	⊖ positive opening operation as per IEC 60947-5-1
Max. Actuation speed	1.5m/s / 4.92ft/s
Min. force or torque	0.10N / 0.32Nm
Weight	115g / 4.056oz
Mechanical Durability	10 millions of operation
B10d	20 millions of operation

PS21L - ☐ ☐ W1

Dimensions [mm/inches]

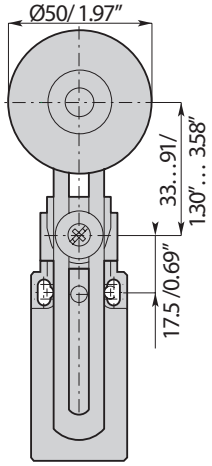

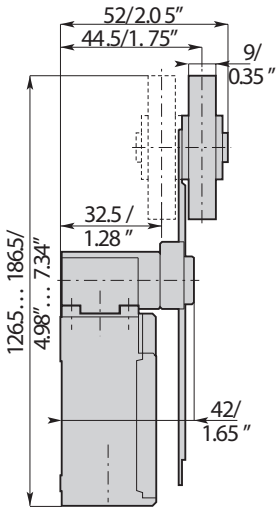

Contact type

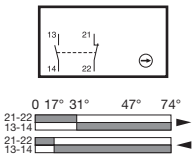

Fig. 116 *S11*

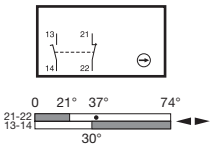

Fig. 117 *T11*

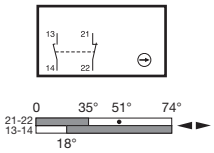

Fig. 118 *O11*

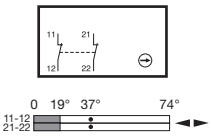

Fig. 119 *T02*

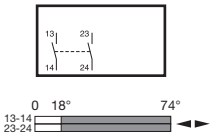

Fig. 120 *T20*

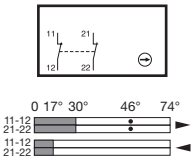

Fig. 121 *S02*

Features

Normally Closed contact	⊖ positive opening operation as per IEC 60947-5-1
Max. Actuation speed	1.5m/s / 4.92ft/s
Min. force or torque	0.10N / 0.32Nm
Weight	125g / 4.409oz
Mechanical Durability	10 millions of operation
B10d	20 millions of operation

Metal housing

PS21L - ☐ ☐ BE

Dimensions [mm/inches]

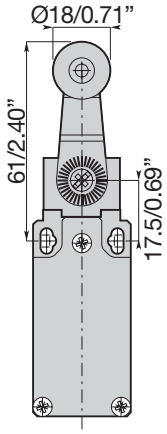

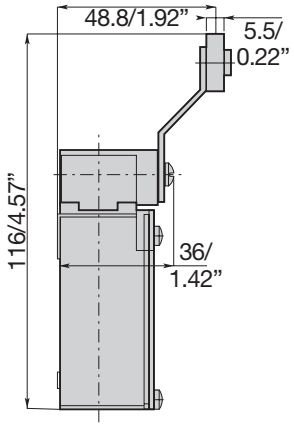

Contact type

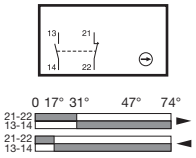

Fig. 122 *S11*

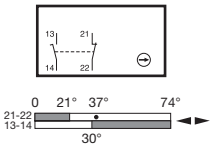

Fig. 123 *T11*

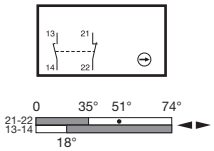

Fig. 124 *O11*

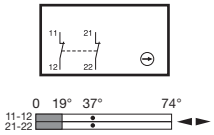

Fig. 125 *T02*

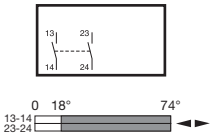

Fig. 126 *T20*

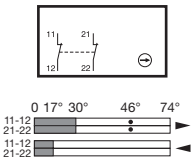

Fig. 127 *S02*

Features

Normally Closed contact	⊖ positive opening operation as per IEC 60947-5-1
Max. Actuation speed	1.5m/s / 4.92ft/s
Min. force or torque	0.10N / 0.32Nm
Weight	250g / 8.818oz
Mechanical Durability	10 millions of operation
B10d	20 millions of operation

PS21L - ☐ ☐ BM

Dimensions [mm/inches]

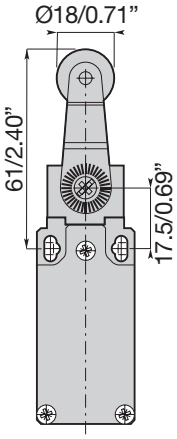

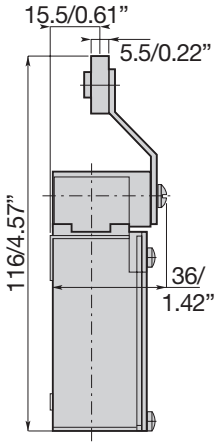

Contact type

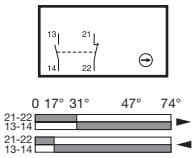

Fig. 128 *S11*

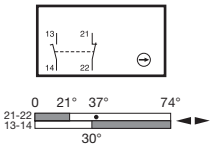

Fig. 129 *T11*

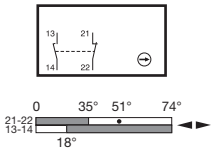

Fig. 130 *O11*

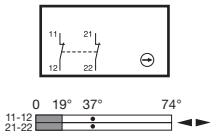

Fig. 131 *T02*

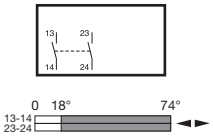

Fig. 132 *T20*

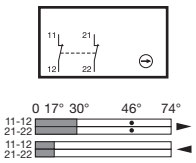

Fig. 133 *S02*

Features

Normally Closed contact	⊖ positive opening operation as per IEC 60947-5-1
Max. Actuation speed	1.5m/s / 4.92ft/s
Min. force or torque	0.10N / 0.32Nm
Weight	250g / 8.818oz
Mechanical Durability	10 millions of operation
B10d	20 millions of operation

PS21L - ☐ ☐ BR

Dimensions [mm/inches]

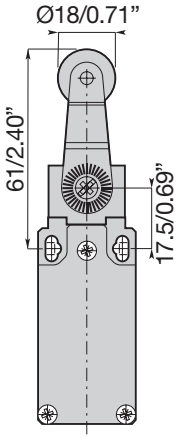

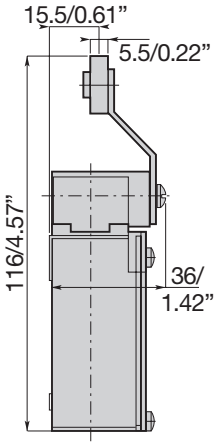

Contact type

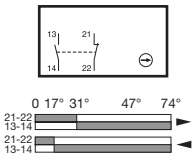

Fig. 134 *S11*

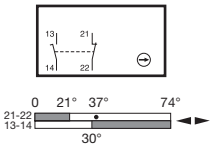

Fig. 135 *T11*

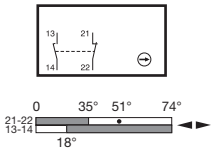

Fig. 136 *O11*

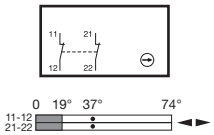

Fig. 137 *T02*

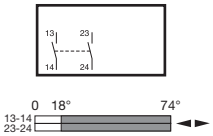

Fig. 138 *T20*

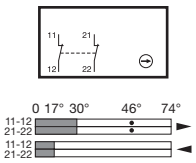

Fig. 139 *S02*

Features

Normally Closed contact	⊖ positive opening operation as per IEC 60947-5-1
Max. Actuation speed	1.5m/s / 4.92ft/s
Min. force or torque	0.10N / 0.32Nm
Weight	250g / 8.818oz
Mechanical Durability	10 millions of operation
B10d	20 millions of operation

PS21L - ☐ ☐ LA

Dimensions [mm/inches]

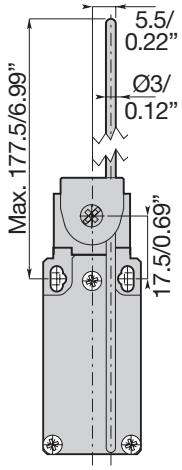

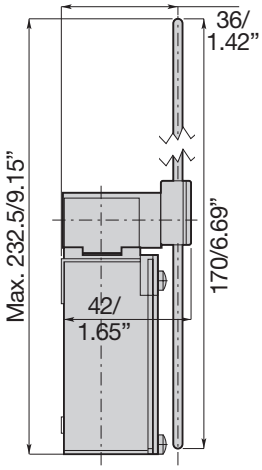

Contact type

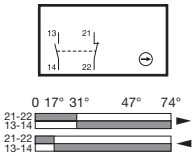

Fig. 140 *S11*

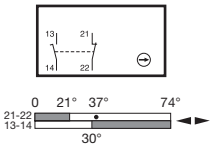

Fig. 141 *T11*

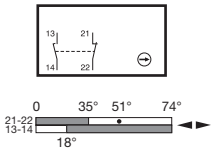

Fig. 142 *O11*

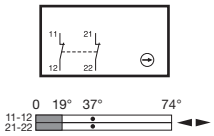

Fig. 143 *T02*

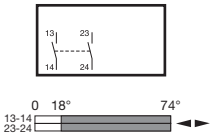

Fig. 144 *T20*

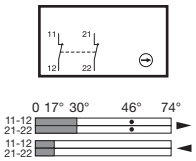

Fig. 145 *S02*

Features

Normally Closed contact	⊖ positive opening operation as per IEC 60947-5-1
Max. Actuation speed	1.5m/s / 4.92ft/s
Min. force or torque	0.10N / 0.32Nm
Weight	245g / 8.642oz
Mechanical Durability	10 millions of operation
B10d	20 millions of operation

PS21L - ☐ ☐ LB

Dimensions [mm/inches]



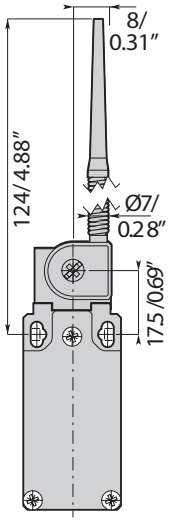

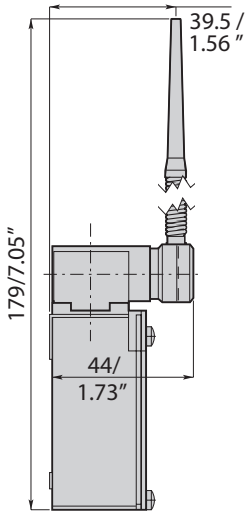

Contact type

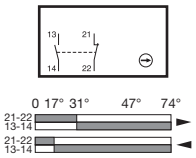

Fig. 146 *S11*

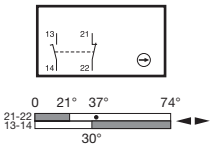

Fig. 147 *T11*

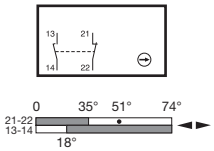

Fig. 148 *O11*

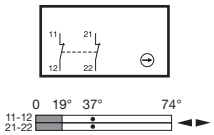

Fig. 149 *T02*

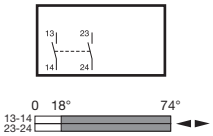

Fig. 150 *T20*

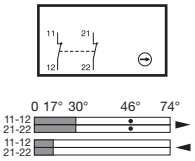

Fig. 151 *S02*

Features

Normally Closed contact	⊖ positive opening operation as per IEC 60947-5-1
Max. Actuation speed	1.5m/s / 4.92ft/s
Min. force or torque	0.10N / 0.32Nm
Weight	245g / 8.642oz
Mechanical Durability	10 millions of operation
B10d	20 millions of operation

PS21L - ☐ ☐ LG

Dimensions [mm/inches]

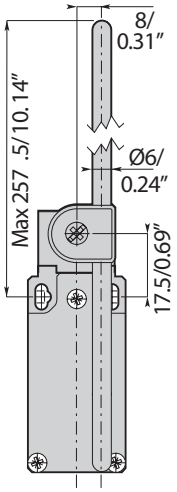

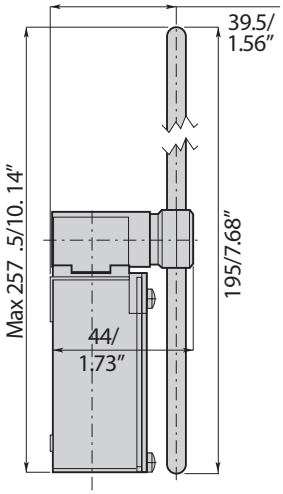

Contact type

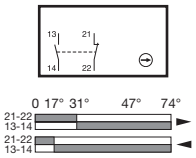

Fig. 152 *S11*

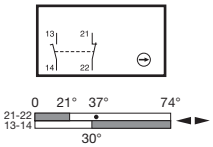

Fig. 153 *T11*

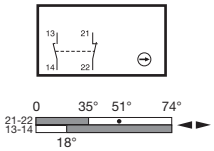

Fig. 154 *O11*

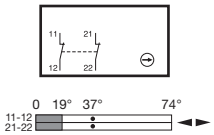

Fig. 155 *T02*

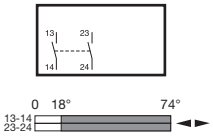

Fig. 156 *T20*

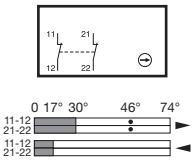

Fig. 157 *S02*

Features

Normally Closed contact	⊖ positive opening operation as per IEC 60947-5-1
Max. Actuation speed	1.5m/s / 4.92ft/s
Min. force or torque	0.10N / 0.32Nm
Weight	255g / 8.995oz
Mechanical Durability	10 millions of operation
B10d	20 millions of operation

PS21L - ☐ ☐ P0

Dimensions [mm/inches]

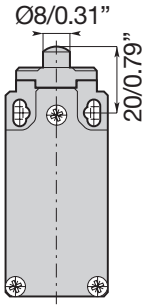

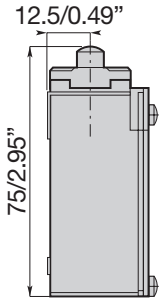

Contact type

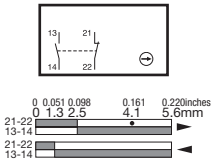

Fig. 158 *S11*

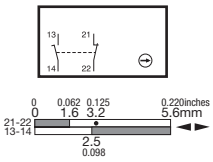

Fig. 159 *T11*

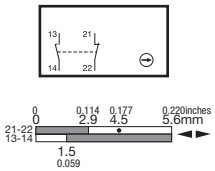

Fig. 160 *O11*

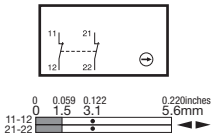

Fig. 161 *T02*

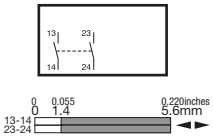

Fig. 162 *T20*

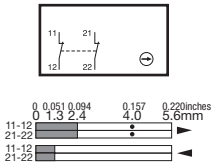

Fig. 163 *S02*

Features

Normally Closed contact	⊕ positive opening operation as per IEC 60947-5-1
Max. Actuation speed	0.5m/s / 1.64ft/s
Min. force or torque	15N / 30Nm
Weight	180g / 6.349oz
Mechanical Durability	15 millions of operation
B10d	30 millions of operation

PS21L - ☐ ☐ PR

Dimensions [mm/inches]

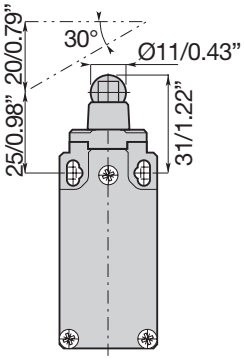

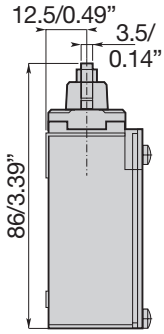

Contact type

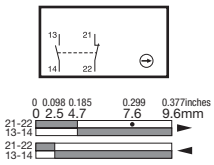

Fig. 164 *S11*

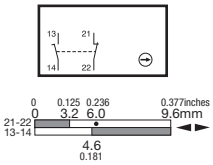

Fig. 165 *T11*

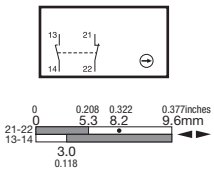

Fig. 166 *O11*

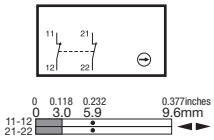

Fig. 167 *T02*

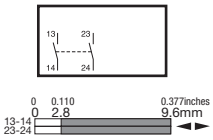

Fig. 168 *T20*

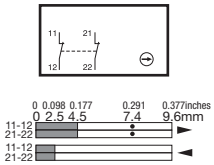

Fig. 169 *S02*

Features

Normally Closed contact	⊖ positive opening operation as per IEC 60947-5-1
Max. Actuation speed	0.3m/s / 0.98ft/s
Min. force or torque	12N / 30Nm
Weight	190g / 6.702oz
Mechanical Durability	15 millions of operation
B10d	30 millions of operation

PS21L - ☐ ☐ R1

Dimensions [mm/inches]

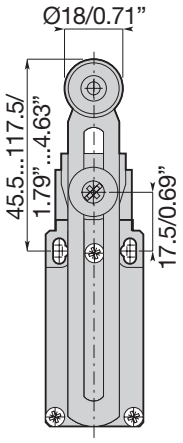

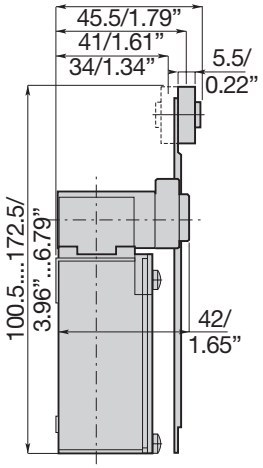

Contact type

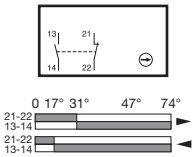

Fig. 170 *S11*

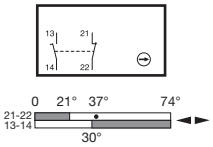

Fig. 171 *T11*

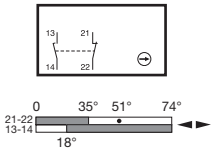

Fig. 172 *O11*

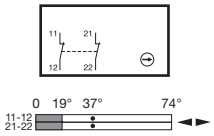

Fig. 173 *T02*

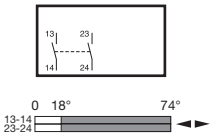

Fig. 174 *T20*

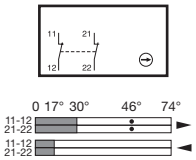

Fig. 175 *S02*

Features

Normally Closed contact	⊖ positive opening operation as per IEC 60947-5-1
Max. Actuation speed	1.5m/s / 4.92ft/s
Min. force or torque	0.10N / 0.32Nm
Weight	245g / 8.642oz
Mechanical Durability	10 millions of operation
B10d	20 millions of operation

PS21L - ☐ ☐ RT

Dimensions [mm/inches]

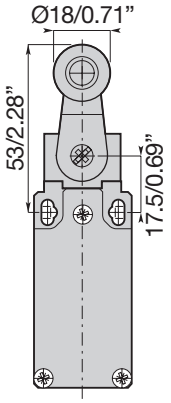

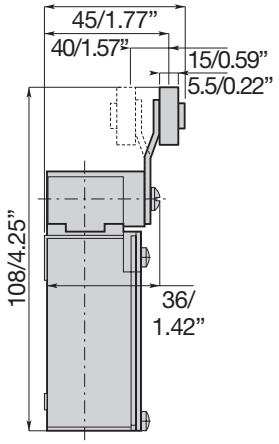

Contact type

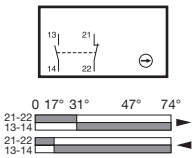

Fig. 176 *S11*

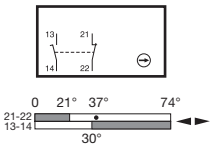

Fig. 177 *T11*

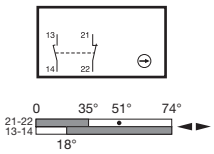

Fig. 178 *O11*

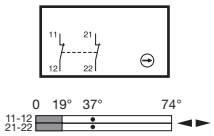

Fig. 179 *T02*

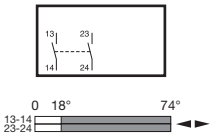

Fig. 180 *T20*

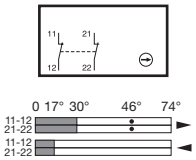

Fig. 181 *S02*

Features

Normally Closed contact	⊖ positive opening operation as per IEC 60947-5-1
Max. Actuation speed	1.5m/s / 4.92ft/s
Min. force or torque	0.10N / 0.32Nm
Weight	235g / 8.289oz
Mechanical Durability	10 millions of operation
B10d	20 millions of operation

PS21L - ☐ ☐ W0

Dimensions [mm/inches]

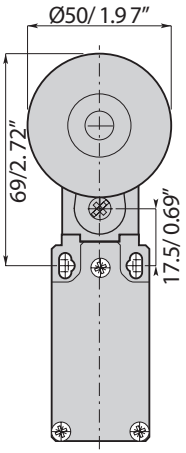

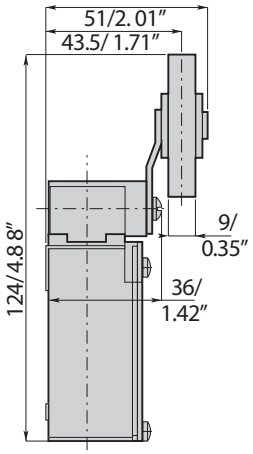

Contact type

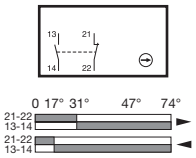

Fig. 182 *S11*

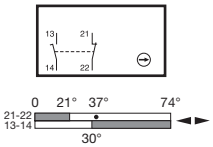

Fig. 183 *T11*

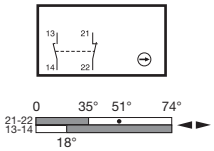

Fig. 184 *O11*

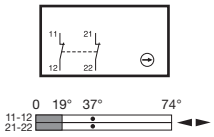

Fig. 185 *T02*

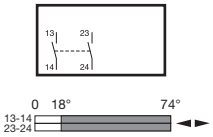

Fig. 186 *T20*

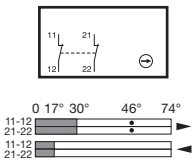

Fig. 187 *S02*

Features

Normally Closed contact	⊖ positive opening operation as per IEC 60947-5-1
Max. Actuation speed	1.5m/s / 4.92ft/s
Min. force or torque	0.10N / 0.32Nm
Weight	255g / 8.995oz
Mechanical Durability	10 millions of operation
B10d	20 millions of operation

PS21L - ☐ ☐ W1

Dimensions [mm/inches]

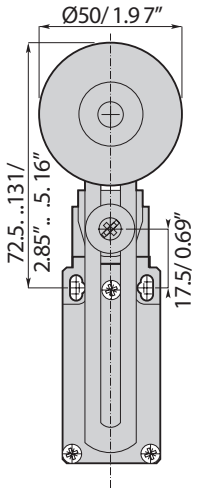

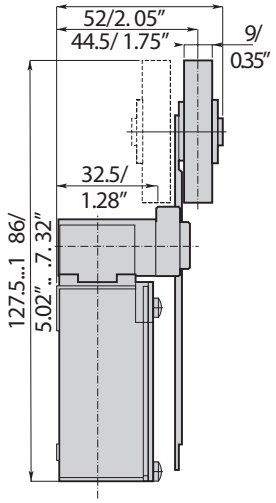

Contact type

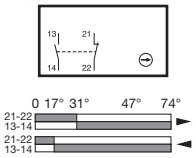

Fig. 188 *S11*

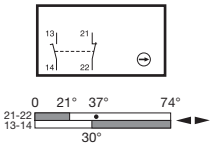

Fig. 189 *T11*

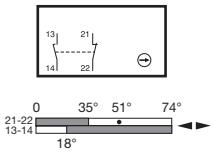

Fig. 190 *O11*

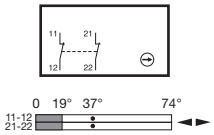

Fig. 191 *T02*

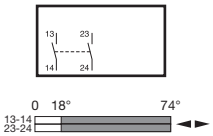

Fig. 192 *T20*

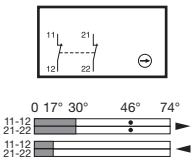

Fig. 193 *S02*

Features

Normally Closed contact	⊖ positive opening operation as per IEC 60947-5-1
Max. Actuation speed	1.5m/s / 4.92ft/s
Min. force or torque	0.10N / 0.32Nm
Weight	265g / 9.348oz
Mechanical Durability	10 millions of operation
B10d	20 millions of operation

COPYRIGHT ©2021
Content subject to change. Download the PDF: www.gavazziautomation.com